



MARKET DRIVERS

	UNIT	JAN	FEB	MAR
FAME 0°C (1)	USD per ton	830	826	831
	Daily var	-3	-4	1
	Daily var (%)	▼ -0,4%	▼ -0,5%	▲ 0,1%
RME (2)	USD per ton	1130	996	961
	Daily var	95	41	34
	Daily var (%)	▲ 8,4%	▲ 4,1%	▲ 3,5%
CFPP VALUE (3)	USD per °C	25,0	14,2	10,8
	Daily var	8,2	3,8	2,8
	Daily var (%)	▲ 32,7%	▲ 26,5%	▲ 25,4%

UCOME MARKET

	UNIT	JAN	FEB	MAR
UCOME OVER FAME (4)	USD per ton	175	175	180
	Weekly var	15	9	14
	Weekly var (%)	▲ 1,5%	▲ 0,9%	▲ 1,4%
UCOME CFPP 0°C FLAT PRICE THEORETICAL (5)	EUR per ton	872	868	877
	Weekly var	1,7	1,7	1,7
	Weekly var (%)	▲ 0,1%	▲ 0,1%	▲ 0,1%
DC FACTOR OF UCOME THEORETICAL (6)	EUR per ton	-	855	-
	Weekly var	10	10	10
	Weekly var (%)	▲ 1,2%	▲ 1,2%	▲ 1,2%
UCOME +2°C PRODUCER (7)	USD per ton	-	986	-
	Weekly var	1,7	1,7	1,7
	Weekly var (%)	▲ 0,1%	▲ 0,1%	▲ 0,1%
DC FACTOR OF UCOME PRODUCER (8)	EUR per ton	-	911	-
	Weekly var	9,1%	9,1%	9,1%
	Weekly var (%)	▲ 9,1%	▲ 9,1%	▲ 9,1%

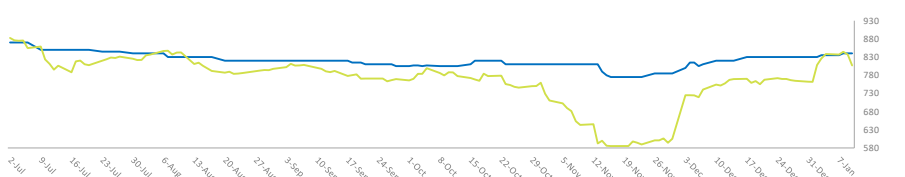
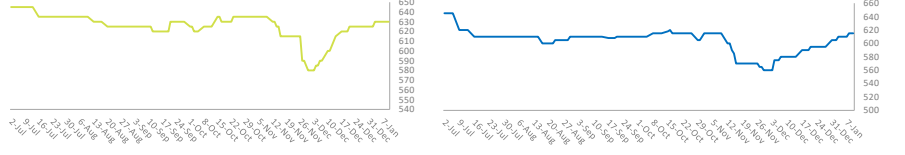
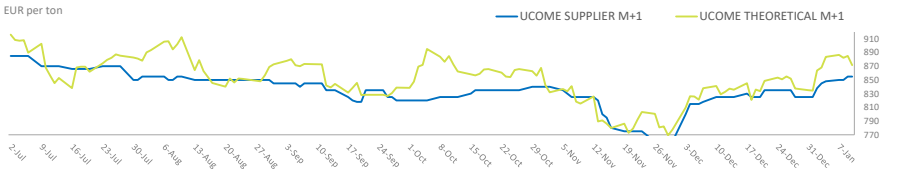
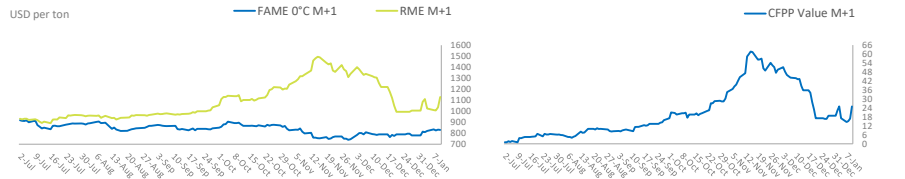
UCO MARKET

	UNIT	FEB
UCO DDP NWE (9)	EUR per ton	630
	Weekly var	0,0
	Weekly var (%)	0,0%
UCO CIF ARA FLEXI (bid) (10)	USD per ton	615
	Weekly var	5,0
	Weekly var (%)	▼ -0,5%

TME MARKET

	UNIT	JAN	FEB	MAR
TME PREMIUM (11)	USD per ton	50	104	126
	EUR per ton	43	90	109
	Weekly var	763	807	830
TME THEORETICAL (12)	Weekly var	5	-19	-9
	Weekly var (%)	▲ 0,6%	▼ -2,4%	▼ -1,1%
	EUR per ton	840	840	840
TME PRODUCER (13)	Weekly var	5,0	5,0	5,0
	Weekly var (%)	▲ 0,6%	▲ 0,6%	▲ 0,6%

	UNIT	SPOT	Daily var (%)	Weekly var(%)
Gasoil (0)	USD per ton	568	▲ 1,2%	▲ 9,0%
EUR / USD	-	1,153	▲ 0,7%	▲ 1,1%



MARKET SUMMARY

	UNIT	PRICE	Weekly var	Monthly var	Monthly var (%)	LOWEST*	HIGHEST*	30 DAYS AVG
GASOIL	USD per ton	568	▲ 51	▲ 11	▲ 1,9%	492	736	539
EUR / USD	-	1,153	▲ 0,013	▲ 0,018	▲ 1,6%	1,125	1,177	1,143
FAME 0°C M+1	USD per ton	830	▲ 20	▲ 40	▲ 4,8%	740	918	816
RME M+1	USD per ton	1130	▲ 20	▼ -125	▼ -11,1%	891	1495	1065
CFPP Value M+1	USD per °C	25,00	0,00	▼ -13,75	▼ -55,0%	1,00	61,67	21
UCOME Th. M+1	USD per ton	1005	▲ 15	▲ 55	▲ 5,5%	875	1020	993
UCOME Producer M+1	EUR per ton	855	▲ 10	▲ 30	▲ 3,5%	760	885	848
TME Producer M+1	EUR per ton	840	▲ 5	▲ 20	▲ 2,4%	775	870	837
UCO DDP NWE M+1	EUR per ton	630	0	▲ 20	▲ 3,2%	580	645	629
UCO CIF ARA Flexi M+1 (bid)	USD per ton	615	▲ 5	▲ 35	▲ 5,7%	560	645	609

Legend:

- (0) Gasoil : ICE gasoil USD per ton ARA range
- (1) Indicative value of the fatty acid methyl esters (FAME) in USD per ton FOB ARA range, T2
- (2) Indicative value of the rapeseed biodiesel (RME) in USD per ton FOB ARA range, T2
- (3) CFPP value: indicative value of the point of CFPP based on RME -12°C
- (4) Indicative average value of UCOME Premium over FAME 0°C FOB ARA with CFPP +0°C in USD per ton with sustainability UK, DDC, FRDC, GHG >90%, T2
- (5) Indicative average value of UCOME FOB ARA with CFPP +0°C with sustainability UK, DDC, FRDC, GHG >90%, T2
- (6) UCOME DC Incentive: UCOME premium over GO / FAME 0°C premium over GO
- (7) Indicative average value of UCOME FOB ARA with CFPP +2°C in EUR per ton with sustainability UK, DDC, FRDC, GHG >90%, T2
- (8) UCOME DC Incentive: UCOME premium over GO based on supplier price corrected by 2 point of CFPP / FAME 0°C premium over GO
- (9) Indicative average value of used cooking oil DDP NWE with FFA max 5%, MIU max 2%, IV 75, Sulfur max 35ppm
- (10) Indicative average bid value of used cooking oil from overseas CIF ARA in flexi tank, T1, with FFA max 5%, MIU max 2%, IV 75, Sulfur max 45ppm
- (11) (12) Calculated value of the TME Premium over FAME 0°C FOB ARA taking into account a discount of 5 points of CFPP
- (13) Indicative average value of TME FOB ARA with CFPP +11°C, Sulfur max 12ppm, mono max 0.15 in EUR per ton with sustainability UK, DDC, FRDC, IT DC, T2

Disclaimer:

The information presented in this document is provided for informational and demonstrational purposes only. The data is purely indicative and gives no warranty of prices at which transactions may be affected at any time. To the maximum extent permitted by law, no responsibility or liability for the accuracy, quality, correctness or comprehensiveness of the data will be accepted by GREENEA whether arising from the negligence or otherwise. GREENEA shall in no circumstances be liable for economic loss or any indirect or consequential loss or damages arising from the use of this data. This report is provided to you for informational purposes only. The information contained in this report is not intended to be, and does not constitute, a recommendation of trading strategy.

GREENEA - S.A.S.U.

5, chemin des Perrières 17330 Covert - France
 Tél.: +33 5 79 97 97 50 - Email: contact@greenea.com - Web: http://www.greenea.com
 SIRET: 498 998 244 00012 - TVA Intracommunautaire: FR4949898244

*since July